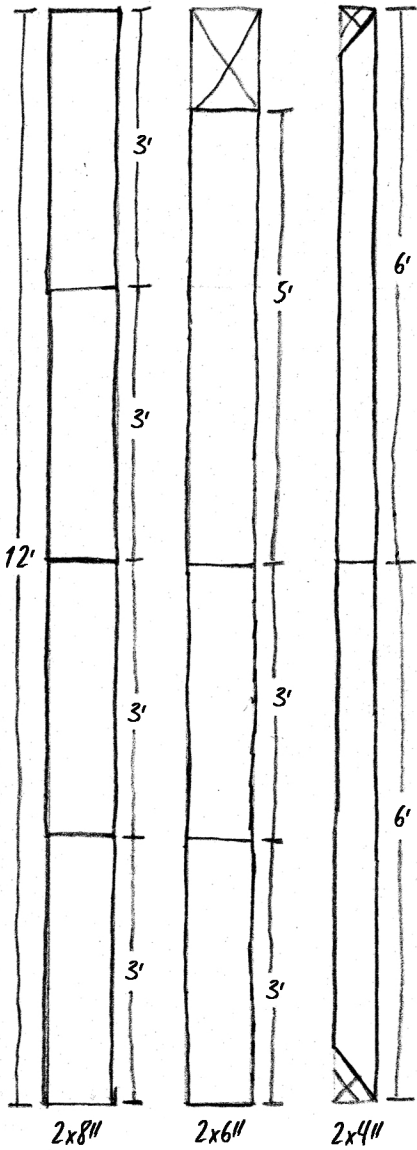
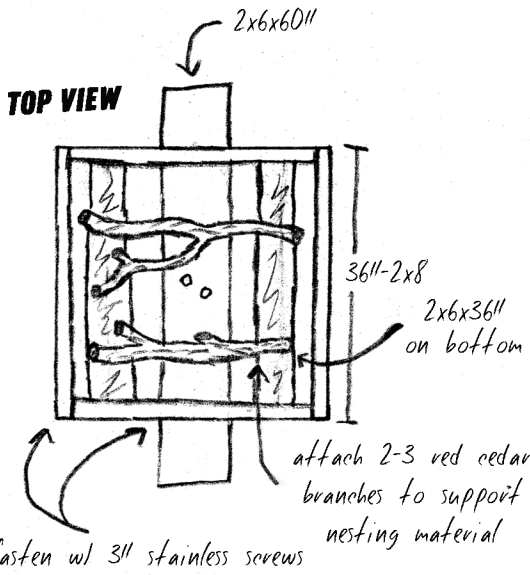


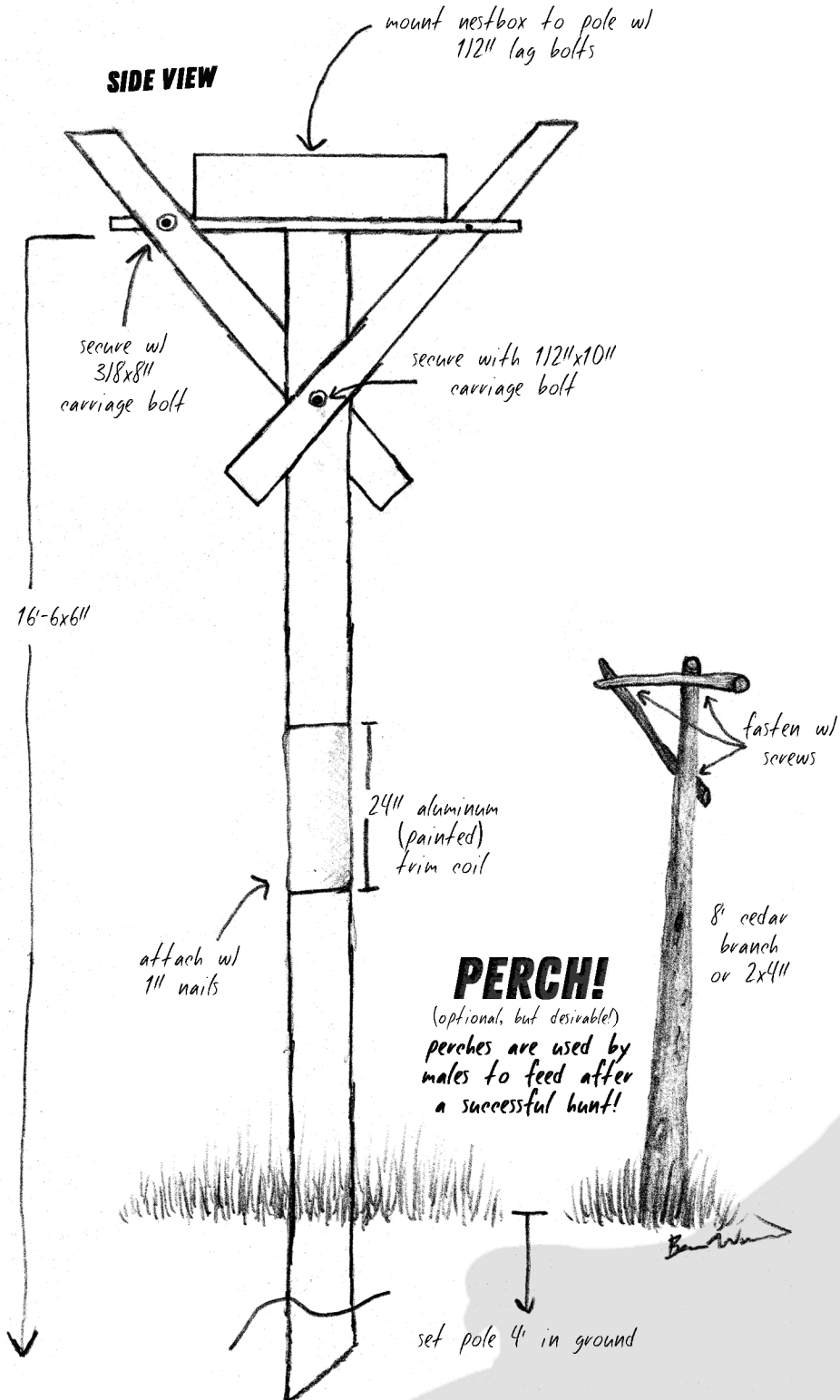
CONSERVE WILDLIFE FOUNDATION OF NJ

BUILD AN OSPREY NEST PLATFORM



LUMBER

(use treated or cedar lumber)



LEARN MORE: CONSERVEWILDLIFENJ.ORG/OSPREY

NEW JERSEY OSPREY PROJECT



CONSERVE WILDLIFE
FOUNDATION OF NEW JERSEY

OSPREY PLATFORM MATERIAL LIST



NEW JERSEY DIVISION OF
Fish and Wildlife

Approximate (2018)

Item	Quantity	Size	Description	Unit price
Lumber				
Pole	1	16'	6"x6" pressure treated	\$40.00
36" Box frame	1	12'	2"x8" pressure treated	\$16.00
Bottom box supports	1	12'	2x6" pressure treated	\$12.00
Perch / brace	1	12'	2"x4" pressure treated	\$8.00
Red cedar branches (or other wood)	2	~3'	about 2" in diameter	n/a
Fasteners				
Stainless deck screws	18 total	3"	1 lb. box stainless wood screws	\$15.00
Galvanized bolts	1	1/2"x10"	galvanized carriage bolt	\$3.60
	2	1/2" x 6"	galvanized lag bolts	\$6.00
	2	3/8" x 8"	galv. carriage bolts	\$5.00
Washers and nuts	3	1/2"	galv. flat washers	\$1.00
	1	1/2"	galv. locking washer	\$0.33
	1	1/2"	galv. nut	\$0.40
	2	3/8"	galv. flat washers	\$0.45
	2	3/8"	galv. locking washer	\$0.45
	2	3/8"	galv. nut	\$0.25
Predator Guard				
Aluminum flashing *	1	24"x26"	Trim coil (painted)	\$5.00
Nails	5	4d	Galvanized roofing nails (1 lb.)	\$4.00
Estimated Total Cost				\$117.48

* Trim coil with a 24" width can only be purchased by the roll, which is 50' and is approximately \$90*

For help in siting a nest platform refer to our nest structure placement information page.

Please let us know where you place the nest platform(s) and when they are used by a pair of ospreys.

We will include the site in our annual surveys. Thank you for helping ospreys in New Jersey!

For more information:

Kathy Clark, Supervising Biologist
Endangered & Nongame Species Program
2201 Route 631
Woodbine, NJ 08270
(609) 628-2103

Ben Wurst, Habitat Program Manager
Conserve Wildlife Foundation of NJ
2201 Route 631
Woodbine, NJ 08270
(609) 628-2103

